



## Top 5 tips for keeping safe online:

1. Be careful what you share  
Once something is online, it's out of your control. If you don't want your parents or teachers to see it, don't post it.
2. Don't meet people you don't know in person  
Even if you get on with them online, you never know who they really are.
3. Use a complex password  
It should be hard for other people to guess your password and it's a good idea to change it regularly.
4. Check your privacy settings  
Check who can see what you post and whether your accounts are public or private.
5. Talk about it  
If you see something online that makes you upset or uncomfortable, talk to an adult you trust.

Keep your password secure, do not share with your friends, and choose a screen name or username that is suitable but does not give away and personal information.



When signing up to services and giving your information, but sure to check the terms and conditions. Agreeing to them without reading could mean you are signing up for something you did not intend to.

**Remember**  
\*If something doesn't feel right, tell someone you trust.  
\*All social networking sites and YouTube have 'report' buttons, use them!

Report to CEOP if you are worried about anything online




## The 4Rs of online safety

- Respect**  
I treat myself and others the way I like to be treated
- Responsibility**  
I am accountable for my actions
- Reasoning**  
I question what is real
- Resilience**  
I get back up from tough situations

Follow the 4 Rs

Check Pegi ratings of games and websites



## Vocabulary

Privacy	Password	Acceptable use	Monitoring	Sharing	Website	Social Media	Consequences	Virus	Protect
CEOP	Settings	Digital Footprint	Cookies	Data	Permissions	Consent	Report	Reliable	Tell

## Be careful what you share online

- when you choose a profile picture for a social networking website like Facebook or Twitter, avoid photos that could give people you don't know information about where you live
- check your privacy settings regularly, including on smart devices like wearables.
- think about what should be shared in public and what should be kept private
- check your location settings - some sites, apps and devices let you share your location with other users. Turning off location settings can help protect your privacy
- take care of your digital footprint.



## KEEP IT TAME

Respect each other online

You can use phones, tablets and computers to do awesome stuff. But things can turn nasty if you use them to disrespect each other. Treat each other with respect and Keep It Tame.