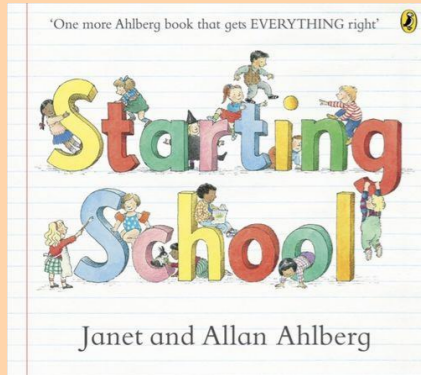


# Reception Knowledge Organiser: Autumn 1: Me and My World

## Key Books this term:



### Starting School

This book is all about a group of children on their first day at school.


**Key vocabulary:** school, community, classroom, corridor, dinner hall, library, playground.

### **Possible home experiences:**

Talk to your child about their feelings around starting school and encourage them to share any worries or concerns. Hopefully by now your child is beginning to share what they have been up to at school, encourage them to open up by asking specific questions such as "did you do any singing today?" instead of "what did you do today?" The children will do a range of activities over the day and sometimes find it hard to pin point something they have done.

## Songs / Rhymes

### Days of the week



### Leaf Man


This book will help us to learn all about what happens to leaves during autumn.

The children will be talking about different colours, shapes, and features of the different types of leaves they find.

**Vocabulary:** autumn, season, change, red, yellow, brown, orange

### **Possible home experiences:**

Go on an autumn walk as a family and discuss the changes you can see in your local environment. Sort the different types of leaves you find and research which tree they came from. Collect autumn treasures and create your own leaf man character or piece of autumn inspired art work.  
**Please do share any artwork with us!**




### The Colour Monster

This book is all about exploring different types of emotions. It's important to allow the children to know that all feelings are ok and we all experience these types of emotions, even adults.

**Vocabulary:** feelings, emotions, happy, sad, angry, fear, calm

### **Possible home experiences:**

Encourage children to name their feelings and share what is making them feel this way. It is vital children realise it is ok to express how they are feeling and how important it is to share these feelings with a trusted adult. To assist children in doing this, it is vital, we as adults, vocalise our feelings and the reasons for them.



### The Great Big Book of Families

This book is all about exploring different types of families. We are extremely lucky to have such a diverse range of families at Chad Vale and feel this is something to be celebrated.

**Vocabulary:** families, family tree, home, love, community

### **Possible home experiences:**

Explore the people in your family and discuss why they are special to you. Create your own family tree. Snuggle up and look through your family albums and talk about what you enjoy doing together as a family.

## How can you learn at home?

### Encourage independence

Teach your child how to get dressed independently, including putting on their own coat and shoes.

### Our Family

Can your child name the members of your family? Can they talk about the things you like to do as a family?

Create a picture of your family/ make a family tree.

What special events have you shared together as a family?

### Singing/Rhymes

Practise singing nursery rhymes together. Can your child remember the words and actions to a range of nursery rhymes? There are lots of great counting rhymes which introduce your child to the concept of addition and subtraction. Below is a link to a wide selection of nursery rhymes.

[Nursery Rhymes and Songs - BBC Teach](https://www.bbc.com/teach/1-2/nursery-rhymes)

## Literacy: Reading

**Phonological awareness:** encourage children to retain the phonemes taught during our phonics lessons and make the link when reading new words

**Initial sounds:** see if your child can hear and say the initial sound in a word e.g. s for sun

**Oral blending** - this is when you blend the sounds together to say the word (c-a-t=cat)

## Literacy: Writing:

We will be working on pencil grip, ensuring correct formation of letters in our name and giving meaning to our marks and symbols.



Tripod pencil grip

## Phonics:

### Autumn 1

	Phase 2 graphemes	New tricky words
Week 1	s a t p	
Week 2	i n m d	
Week 3	g o c k	is
Week 4	ck e u r	I
Week 5	h b f l	the

**Pronunciation of phase 2 sounds covered in Autumn 1**




## Maths:


### Number:


- Match and sort
- Compare amounts


### Measure, Shape and Spatial Thinking


- Compare size, mass and capacity
- Exploring pattern

I can talk about and sort items into groups according to their attributes. 

I can find and match objects which are the same. 

I can compare small sets of objects using the words 'more', 'fewer' and 'same'. 

I can use language to compare size, mass and capacity. 

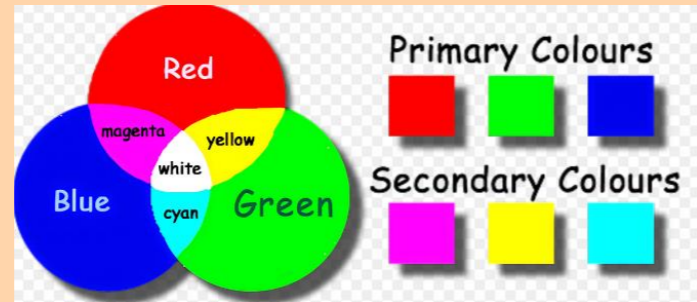
I can describe a simple repeating pattern. 

I can copy and continue or create a simple repeating pattern. 

## Expressive Arts and Design:

**Self portraits**– children will be encourage to include key features, select colours for a purpose and use shapes in their paintings.

**Colour mixing**– children will be taught the primary colours and explore which colours mix together to make secondary colours.



We will also be exploring the work of artists, Andy Goldsworthy and Vincent Van Gogh. Children will create their own pieces of inspired artwork using items collected on our autumn walk and sunflowers.



## PSED: Colour Monster


We will be encouraging children to explore different emotions and feelings and discover ways to deal with these feelings appropriately.

### Class rules and routines:

Classroom rules and routines will be established quickly to ensure a safe and secure learning environment

We will also introduce our 3 golden school rules;

- Be Ready
- Be Respectful
- Be safe

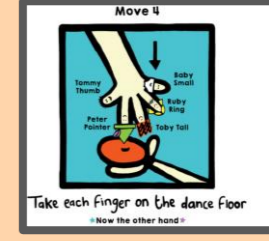




## Physical Development: Gross and Fine motor Skill

### Fine motor at home:

- Using cutlery
- Cooking
- Threading
- Pegs/tweezers
- Cutting

**Dough Disco** : Fine motor control using dough to practise squeezing, balling the dough, separating each finger to push the dough and also rolling a sausage shape.



### Weekly PE lesson– ABC Games

In our weekly PE lessons with Mr Bowen, children will explore different methods of travel. Travel at different speeds & change direction. Understand the concept of balance & apply it to movement/using apparatus. Develop ball tracking skills/ H2E co-ordination. Experiment with sending & receiving techniques. Combine movements using different body parts. Recognise & manipulate sports equipment. Introduction to the health benefits of exercise.

## Understanding the World

During the first half term we will be exploring 'weather and seasons'. We will encourage children to observe and discuss natural changes in the environment and understand the importance processes and changes in the world around them. Children will visit Harborne Walkway to observe and photograph the changes they observe in the local environment.

We will also complete our class calendar to help reinforce key vocabulary and support important maths skills.



### Key Dates for your Diary

PE lessons: every Wednesday (children must come to school in their PE kit)

- 4.10.22 RV to Harborne Walkway
- 4.10.22 RC to Harborne Walkway
- 11.10.22 Phonics meeting 3:45–4:15
- 12.10.22 Phonics meeting 9–9:30am
- 17.10.22 Individual school photographs
- 17/9.10.22 Parents evening
- 19.10.22 Nasal flu sprays
- 21.10.22 Break up for half term